

Carer profile

As of the 23rd of November 2020, there were

4,723 Kinship carers in Victoria

546 kinship carers responded to the census

Gender

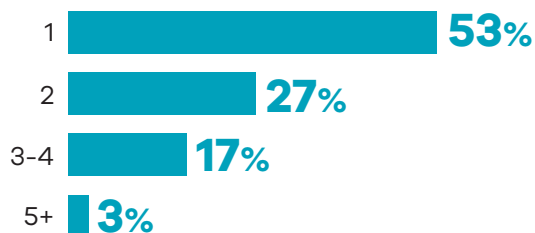


54 Average age

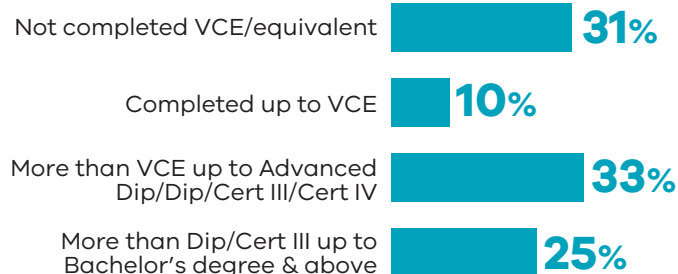
Location



Average number of children cared for



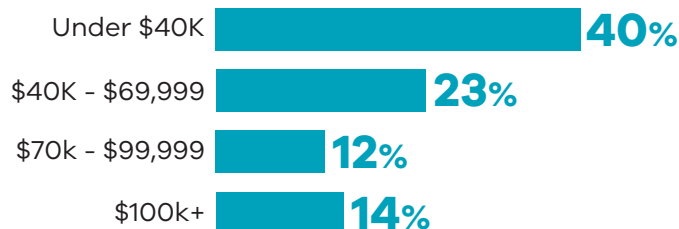
Education



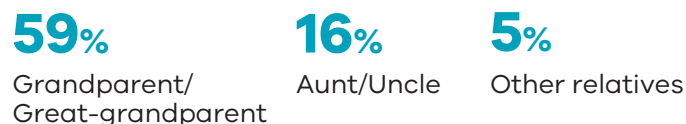
Employment commitment



Household income



Top 3 relationship to child



Aboriginal carers



Culturally and
Linguistically Diverse carers

Carer experience

Top 3 motivations



Obligation/motivation to care for family/kin




Approached by Child Protection Services

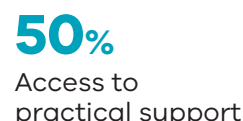
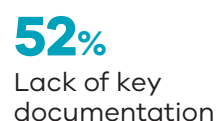
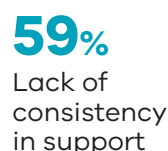


To make a positive difference in a child's life

Top 3 Child challenges



Top 3 System challenges



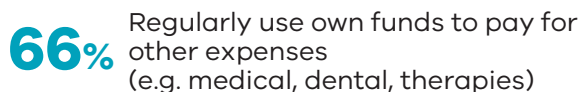
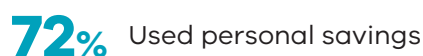
Top 2 reasons for placements ending




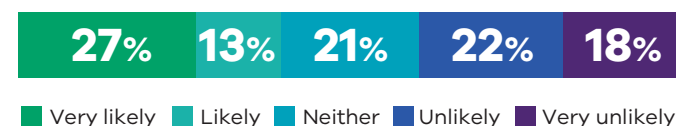
Top 3 Sources of support



Top 3 financial impacts personally




Likelihood to continue caring



Carer needs and possible support


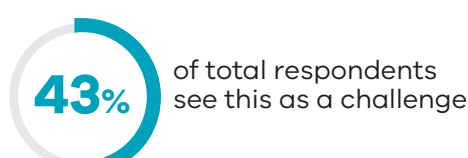
Navigating the system



Support for complex needs



Mental health and wellbeing



Carer profile

As of the 23rd of November 2020, there were

1,066 foster carers in Victoria

518 foster carers responded to the census

Gender

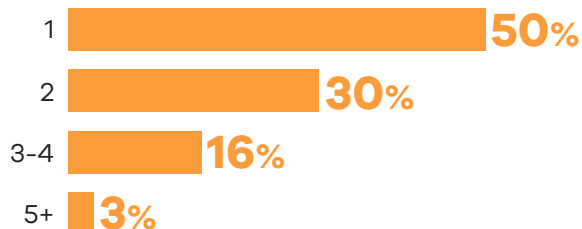


49 Average age

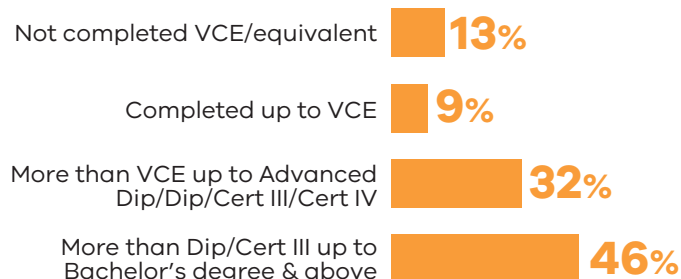
Location



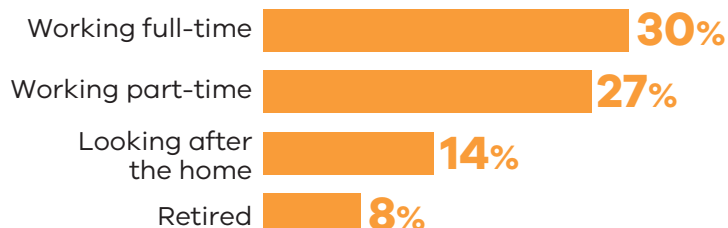
Average number of children cared for



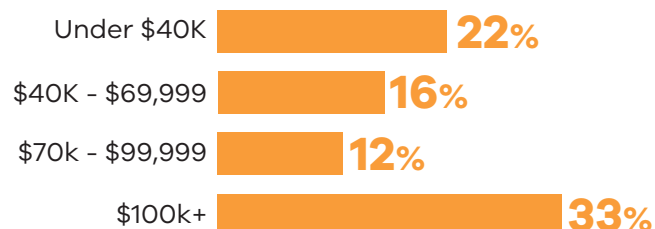
Education



Employment commitment



Household income



6% Culturally and Linguistically Diverse carers

3% Aboriginal carers

Carer experience

Top 3 motivations



To make a positive difference in a child's life



To play a positive part in the community



Prompted by advertising/communications

Top 3 Child challenges

72%
History of trauma

57%
Behavioural issues

47%
Learning difficulties

Top 3 System challenges

63%
Lack of key documentation

59%
Lack of consistency in support

55%
Navigating child protection systems

Top 2 reasons for placements ending

17% behavioural / mental health issues

19% reunification with family

Top 3 Sources of support

80%
Agencies

51%
Carer KaFE

43%
Peak & Advocacy bodies

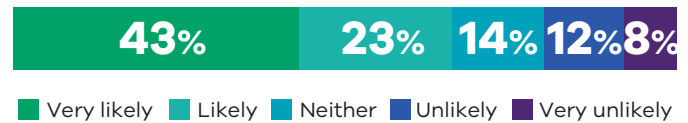
Top 3 financial impacts personally

59% Regularly use own funds to pay for other expenses (e.g. medical, dental, therapies)

58% Used personal savings

11% Unable to pay a utility bill on time

Likelihood to continue caring



Reported negative impact on social relationships

Carer needs and possible support

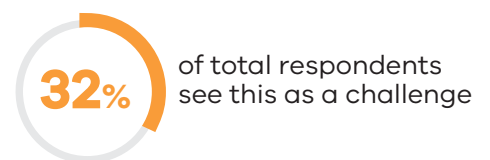
Navigating the system



Support for complex needs



Mental health and wellbeing



Carer profile

As of the 23rd of November 2020, there were

2,199 permanent carers in Victoria

302 permanent carers responded to the census

Gender

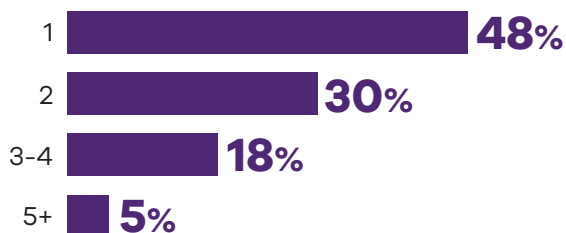


54 Average age

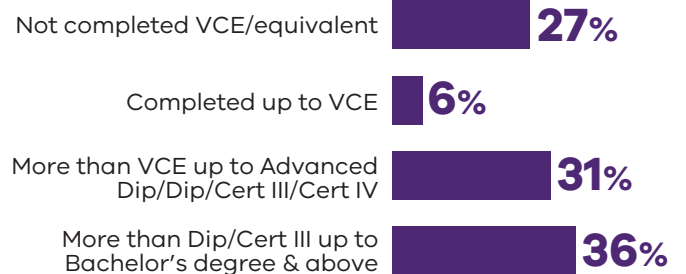
Location



Average number of children cared for



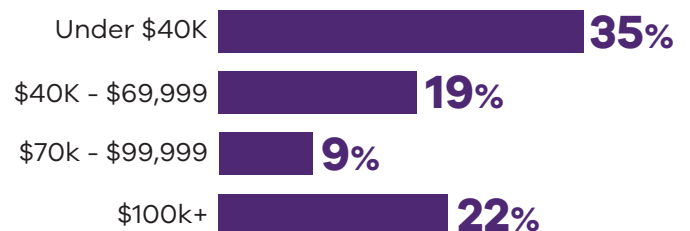
Education



Employment commitment

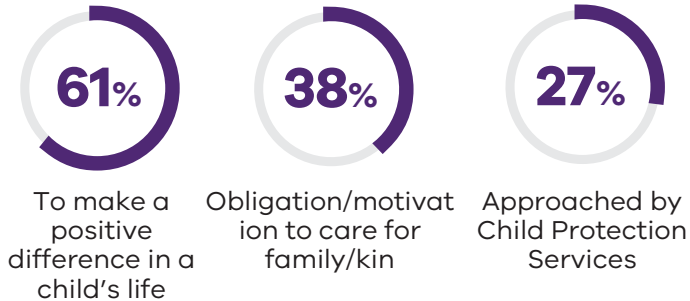


Household income



Carer experience

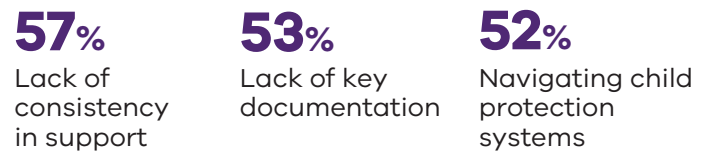
Top 3 motivations



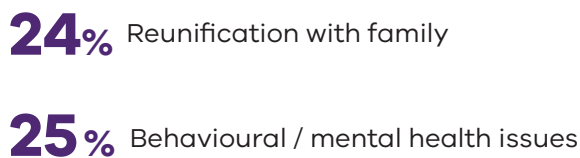
Top 3 Child challenges



Top 3 System challenges



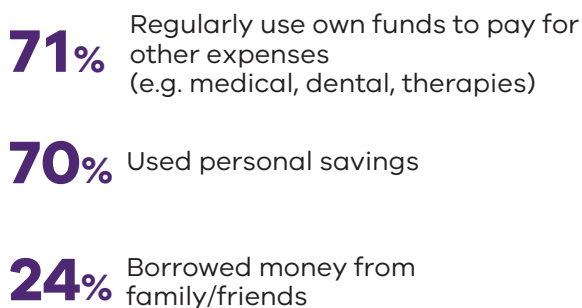
Top 2 reasons for placements ending



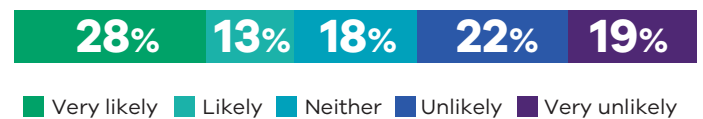
Top 3 Sources of support



Top 3 financial impacts personally



Likelihood to continue caring



Reported negative impact on social relationships

Carer needs and possible support

Navigating the system



Support for complex needs



Mental health and wellbeing

