






# How to safely clean your laptop and tablet




**Perform hand hygiene BEFORE and AFTER you clean your laptop or tablet**



**Clean your laptop or tablet with a 70% isopropyl alcohol wipe**  
**Do not use bleach**



**Perform hand hygiene AFTER cleaning**



**Air dry before using again and store with your charger**

**Clean and disinfect your laptop or tablet (including the charger if used)**

- at the end of each shift
- any time it becomes soiled
- before returning it to its carry case

**Laptops and tablets are highly touched and high-risk surfaces, which can become contaminated with coronavirus (COVID-19).**

To receive this in another format phone 1300 651 160 using the National Relay Service 13 36 77 if required, or email Emergency Management Communications <[covid-19@dhhs.vic.gov.au](mailto:covid-19@dhhs.vic.gov.au)>

Authorised and published by the Victorian Government, 1 Treasury Place, Melbourne.

© State of Victoria, Australia, Department of Health and Human Services. (2001628)\_v6\_250121

Available at: DHHS.vic – coronavirus (COVID-19) <<https://www.dhhs.vic.gov.au/infection-prevention-control-resources-covid-19>>



Health and Human Services