



# Faatonuga mo le faia o se ufigutu ie

Design and preparation of cloth mask - Samoan

## E te manaomia mea nei e fai ai le ufigutu (mask) ie:

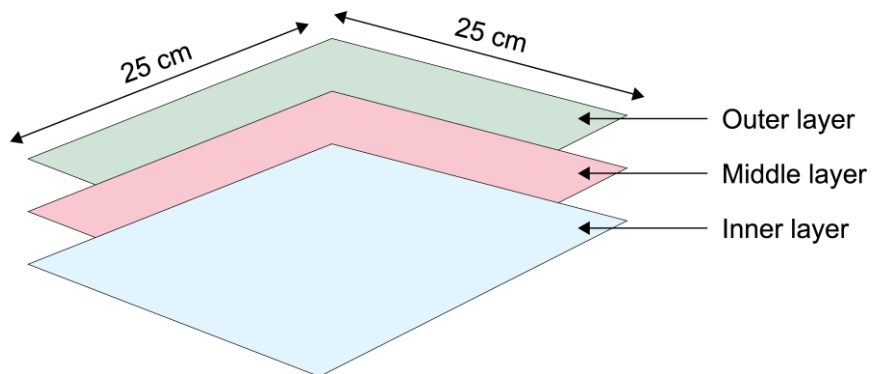
| Mea e fai ai              | Aofaiga ma fua              | Ituaiga ie  | Faata'ita'iga o mea e faaoga   |
|---------------------------|-----------------------------|---|--|
| <b>Pito i fafo</b>        | 1 le fasi ie, 25 cm x 25 cm | le e lē susū i le vai (polyester/polypropylene)                               | <ul style="list-style-type: none"> <li>le</li> <li>Tagapepa mo faatauga "lanu meamata" e toe faaoga</li> <li>Faaoga i taaloga (vave ona mago)</li> </ul> |
| <b>Ogatotonu</b>          | 1 le fasi ie, 25 cm x 25 cm | le e eseese mea e gaosi ai (vavae gaosi ma le polyester blend/ polypropylene) | <ul style="list-style-type: none"> <li>O se vaega ua toe tatao o:</li> <li>le poo</li> <li>Tagapepa 'lanu meamata' mo taatauga e toe faaoga</li> </ul>   |
| <b>Pito i totonu</b>      | 1 le fasi ie, 25 cm x 25 cm | le e mitia le vai (vavae)   | <ul style="list-style-type: none"> <li>le</li> </ul>   |
| <b>Matasele mo taliga</b> | 2 fasi ie, ta'i 20 cm       | Pa'umeme'i poo se manoa poo ni fasi ieie                                      | <ul style="list-style-type: none"> <li>Mitiafu</li> <li>Manoa seevae</li> </ul>  |

**TĀUA:** Ia mautinoa ua maumau lelei mea uma ma ia le manifinifi tele ae fai lava pe ua iai ni pupu. Siaki le pepa o le leipo ina ia faamautinoa ai ie (material). O fua o ie e sa'o ma e telē mo le tagata matua lautele.

## Sitepu

A. Tipi ni ie faatafafa ta'itasi se tolu e 25 cm x 25 cm.

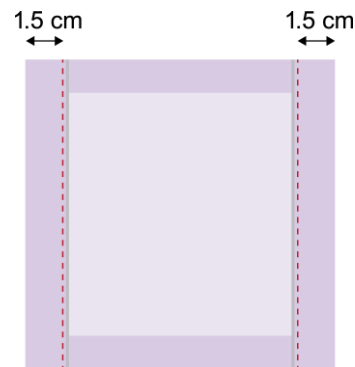
O le a faia a'e ai se folasaga o le pito i fafo, ogatotou ma le pito itotonu.



- B. Gagau le 1 cm o le ie mo le pito i luga ma le afe pito i lalo ma su'i (taga'i i laina mumu togitogi).**

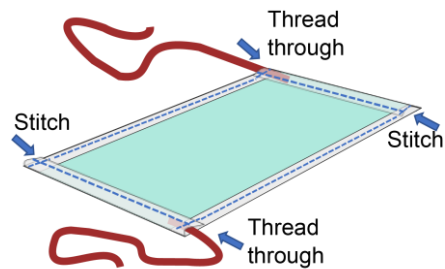


- C. Gagau le 1.5 cm o le ie i afega i pito ma su'i (taga'i i laina mumu togitogi).**

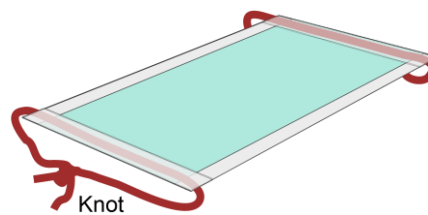


- D. Tui se 20 cm pa'umeme'i, manoa, poo ni fasi ie i totonu o le afega putele i pito ta'itasi.**

Faaaoga se pine faamau poo se nila telē e tui ai e oo i le isi pito.



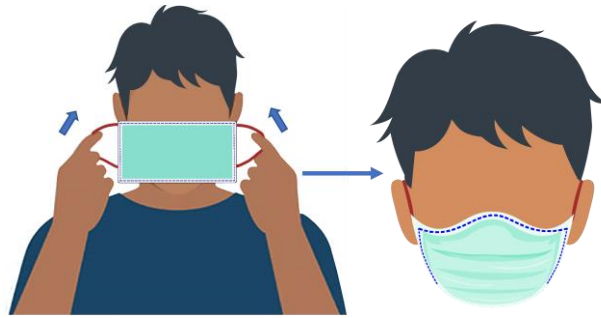
- E. Faapona mau pito pe su'i faatasi uma.**



---

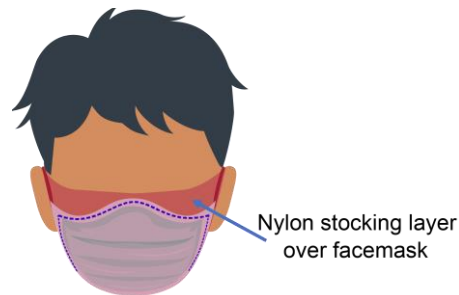
F. Faaoga ma le faaeteete le ufigutu (mask) ina ia fetau lelei i ou foliga.

Aua le pa'i i le pito i fafo.



---

G. Afai e te manao e faafetaui lelei lau ufigutu e mafai ona e faaopoopo iai se totini nailoni i luga o le ufigutu ma nonoa i le pito i tua o le ulu.



---

To find out more information about corona virus and how to stay safe visit [DHHS.vic – coronavirus disease \(COVID-19\)](https://www.dhhs.vic.gov.au/coronavirus)

<<https://www.dhhs.vic.gov.au/coronavirus>>

If you need an interpreter, call TIS National on 131 450

For information in other languages, scan the QR code or visit

[DHHS.vic –Translated resources - coronavirus \(COVID-19\)](https://www.dhhs.vic.gov.au/translated-resources-coronavirus-disease-covid-19)

<<https://www.dhhs.vic.gov.au/translated-resources-coronavirus-disease-covid-19>>

For any questions

**Coronavirus hotline 1800 675 398 (24 hours)**

Please keep Triple Zero (000) for emergencies only



To receive this document in another format [email Public Health branch](mailto:public.health@dhhs.vic.gov.au)  
<[public.health@dhhs.vic.gov.au](mailto:public.health@dhhs.vic.gov.au)>.

Authorised and published by the Victorian Government, 1 Treasury Place, Melbourne. © State of Victoria, Australia, Department of Health and Human Services, 11 July 2020.